



AmeriSpan Study Abroad
The Bridge Between Cultures

Mail: 1334 Walnut Street, 6th Floor
Philadelphia, PA 19107
Fax: 215-751-1986
Tel: 800-879-6640/215-751-1100
Email: info@amerispan.com
Web: <http://www.amerispan.com>

UNIVERSIDAD VERITAS PLACEMENT TEST

Please remember that your performance on this exam will determine the classes for which you are eligible. You will have an **oral interview** when you arrive in Costa Rica. Answer carefully and with no help from others or dictionaries. If your level of oral expression differs substantially from your placement results you will have to **retake** the online exam. This placement exam will determine which morning Spanish Language courses you will be able to take. We cannot guarantee that you will place into the Spanish level you desire in order to fulfill academic credit requirements. If the exam indicates that your language level is not advanced you might not be able to take the Spanish taught electives so you must choose other optional courses taught in English just in case. Remember this is just a placement exam. It is not for a grade.

You only have **60 minutes** to complete the **whole** placement exam. You will only have **ONE** chance to choose **one** of the multiple choice answers so read all options very carefully. You must click on the **Click to continue** button to continue to the next question and you will not be able to go back to check your previous answers.

Do not use dictionary or notes because this will **slow down** your answer process and you might not finish the exam.

The exam has 6 parts total. You must first complete **Part 1** and correctly answer a minimum of 75% of the questions in order to be able to advance to **Part 2**. You have **10 minutes** to complete each part. If you do not answer more than 75% of the questions correctly or you take more than 10 minutes answering all questions you will not be able to advance to Part 2.

You will find that it is enough time to answer each part if you concentrate and take the exam in a quiet place with no interruptions. If you have special learning needs and require more time taking exams you may contact us and wait until you arrive to Costa Rica and manually complete the exam with more time.

Good Luck!

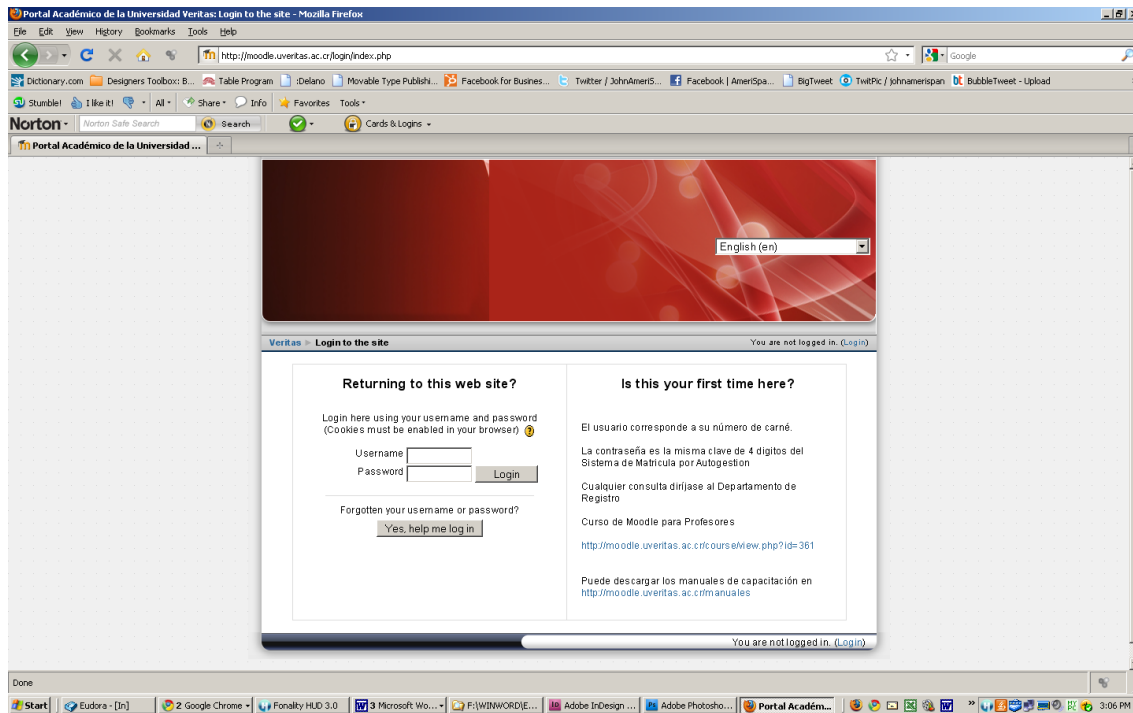


AmeriSpan Study Abroad
The Bridge Between Cultures

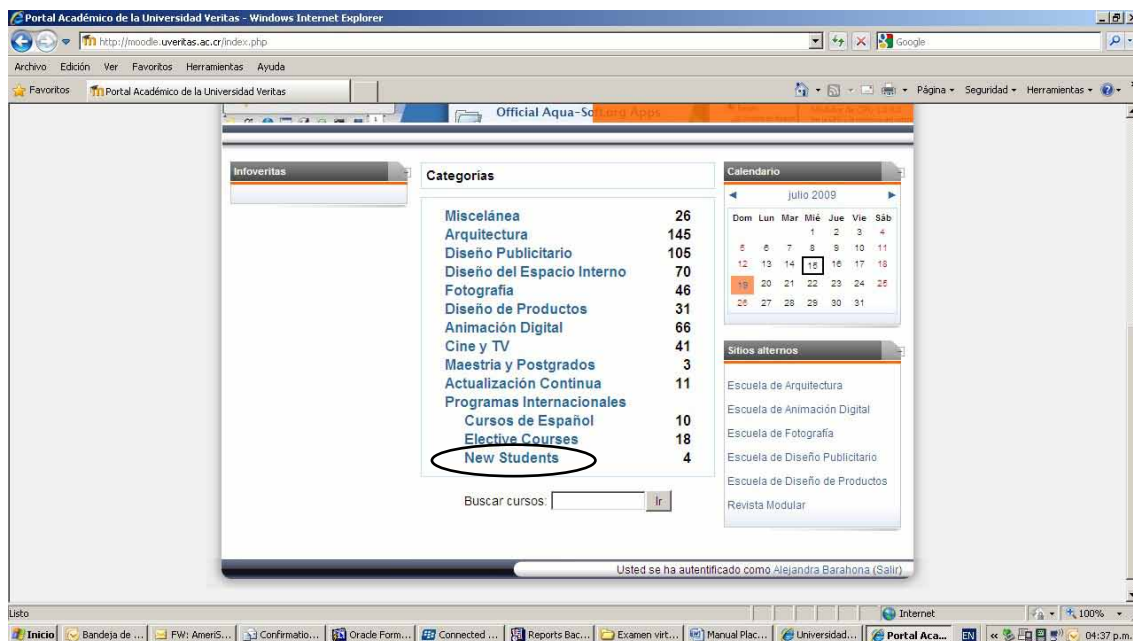
Mail: 1334 Walnut Street, 6th Floor
Philadelphia, PA 19107
Fax: 215-751-1986
Tel: 800-879-6640/215-751-1100
Email: info@amerispan.com
Web: <http://www.amerispan.com>

DIRECTIONS FOR THE ONLINE PLACEMENT TEST

1. Open the browser and type the address <http://moodle.uveritas.ac.cr>.



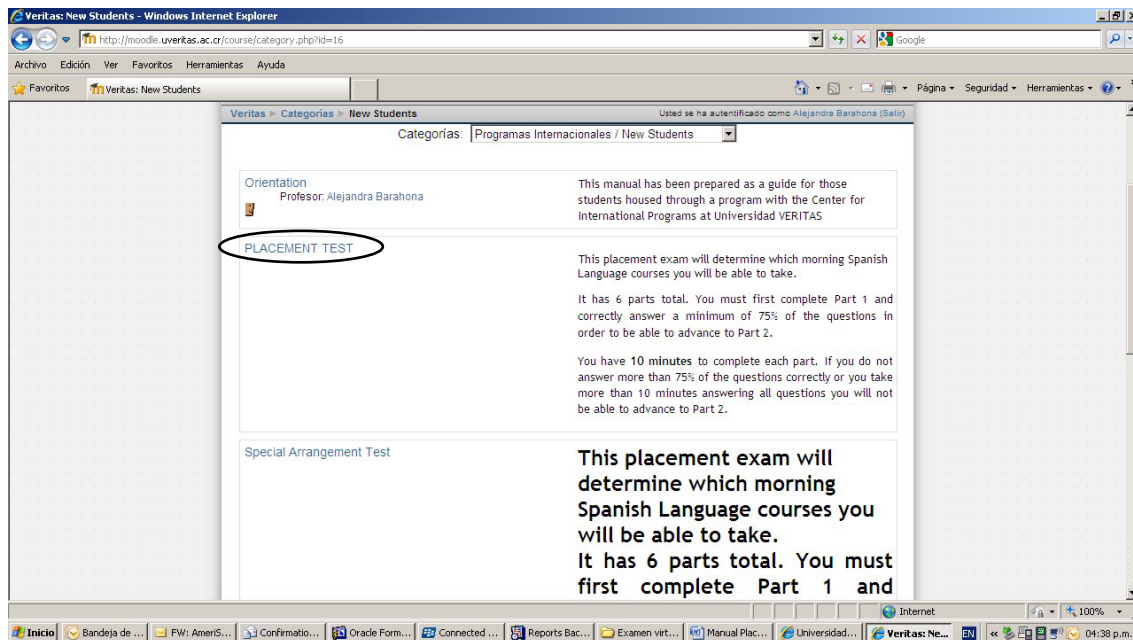
2. Put the user and password provided and click in the LOGIN button.



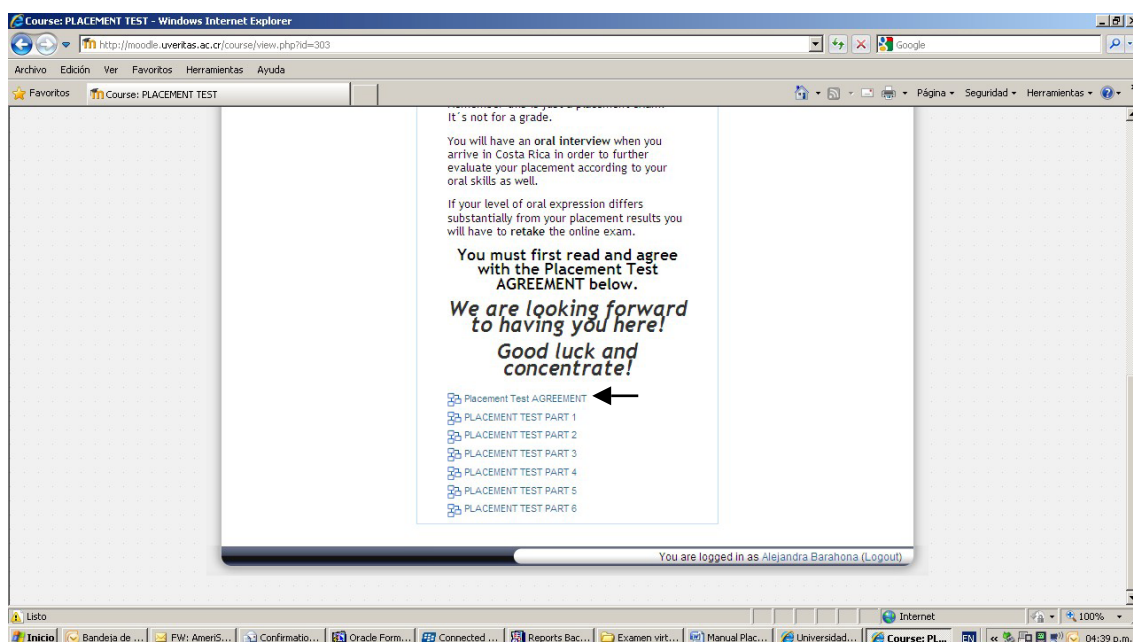
3. Click on the option PROGRAMAS INTERNACIONALES/NEW STUDENTS



4. Click on **PLACEMENT TEST**. Once you have opened the test you must continue until the end so set up a time and place when you know you will not have any interruptions or distractions. If you shut it down at some point or take more than 10 minutes to complete a determined Part you will not be able to complete the rest of the test. Do not use the **BACK** or **REFRESH** buttons on your browser, this will cause errors. Depending on your Spanish level it will take you anywhere from 10 (if you are a lower level) to 60 minutes to complete the whole test.



5. Read the directions carefully and then sign the **PLACEMENT AGREEMENT**. Without this you will not be able to begin.





The screenshot shows the Moodle LMS interface for a course named 'Veritas' under the 'PT' (Placement Test) category. The main content area is titled 'Topic outline' and contains the following instructions:

- You only have **60 minutes** to complete the whole placement exam.
- 10 minutes per Part.** Each part has around 15 questions
- You will only have **ONE** chance to choose one of the multiple choice answers. You must click on the **Please check one answer** button to continue to the next question.
- Do not use dictionary or notes because this will **slow down** your answer process and you might not finish the exam.
- Remember this is just a placement exam. It's not for a grade.
- You will have an **oral interview** when you arrive in Costa Rica.
- If your level of oral expression differs substantially from your placement results you will have to **retake** the online exam.
- Good Luck!

At the bottom, there is a list of placement test parts: PLACEMENT TEST PART 1 through PLACEMENT TEST PART 6. An arrow points to 'PLACEMENT TEST PART 1'. On the right side, there is a 'Grade Chart' table:

Course:	Points
Bas 1:	00-14
Bas 2:	15-30
Int 1:	31-44
Int 2:	45-63
Avanz 1:	64-74
Avanz 2:	75-88

6. Then start with part 1. The questions are divided as follows:
 - a. Part 1: 16 questions – 10 minutes
 - b. Part 2: 16 questions – 10 minutes
 - c. Part 3: 16 questions – 10 minutes
 - d. Part 4: 18 questions – 10 minutes
 - e. Part 5: 11 questions – 10 minutes
 - f. Part 6: 11 questions – 10 minutes
7. You must approve the 75% of the questions in order to pass to the following part. If the following screen appears, it means you didn't reach enough points in order to advance to the next part; therefore your test is finished.

The screenshot shows the Moodle LMS interface for 'Veritas' > 'PT' > 'Lessons' > 'PLACEMENT TEST PART 2'. The main content area displays a message box with the text: 'You haven't earned an average to continue after PLACEMENT TEST PART 1, THIS IS THE END OF THE PLACEMENT TEST' and 'ASK FOR YOUR LEVEL GROUP'. The user is logged in as 'Fulano de Tal'.

8. Test complete. We look forward to seeing you in Costa Rica!